



PORSCHE



# More experiences per event

Your event at Porsche Leipzig





**More precision per inch.**






**More adrenaline per lap.**





**More adventure per hour.**



The image shows a large, modern event space with a curved wooden stage on the right. The stage is set up for a performance or presentation, with a large screen displaying the Porsche logo. To the left of the stage, there are several round tables set for a dinner, with white tablecloths and chairs. In the background, a mezzanine level displays several classic cars, including a red convertible and a green sports car. The ceiling is high and features a complex lighting rig with many spotlights. The overall atmosphere is sophisticated and professional.

**More experiences per event.**





## Offer your guests a unique and fascinating experience. At Porsche Leipzig.

Looking to invite your guests to a special location? Planning a conference, gala or customer event? We can invite you to an exceptional setting – Porsche Leipzig. A place where sports cars are produced and emotions stirred. A fascinating world offering a professional support service for events of all types and sizes.

A setting in which you and your guests can discover the diverse and inimitable appeal of the Porsche brand. Take advantage of what we have to offer to ensure yours is a unique event. With an indoor area of well over 5,000m<sup>2</sup> for more than 680 guests in the Customer Centre and an outdoor area of just under 1,000 acres, Porsche Leipzig offers a wealth of different possibilities. And, in addition to the exclusive premises,

our extraordinary programme of activities will make your event with us something quite special.

A tour of the factory for example – witnessing the production process for the Panamera and Macan first hand – or one of our on- and off-road driving experiences. On the factory's two tracks.

In cars from the Porsche model range of course.

We will help you organise an event that caters for your individual needs – from planning through to delivery. We will also do everything to make your visit to Porsche Leipzig an exceptional occasion, for you and your guests.

And something you can rely on in Leipzig at any time and anywhere: the diligent compliance with all environmental regulations. The efficient use of resources for instance. Current, yet ahead of its time.

Take inspiration from the following pages and discover the many possibilities we have ready for you and your event. You can also

visit our event portal (page 65) and, of course, we will be pleased to answer any questions you have in person at any time. Contact us at +49 341 999-13555. One thing is guaranteed: more experiences per event.

For fuel consumption, CO<sub>2</sub> emissions and electricity consumption, please refer to page 68.



Behind images with this symbol you will find additional information that you can access with your smartphone. You just need the free Porsche Leipzig app. Go to [www.porsche-leipzig.com/app](http://www.porsche-leipzig.com/app) to find out everything you need to know.



# Customer Centre

The appearance has already raised your expectations.  
It's now time for us to make sure they are met.



Information

Programme of  
activities

Customer Centre  
Level 4

Customer Centre  
Level 3

Customer Centre  
Level 2

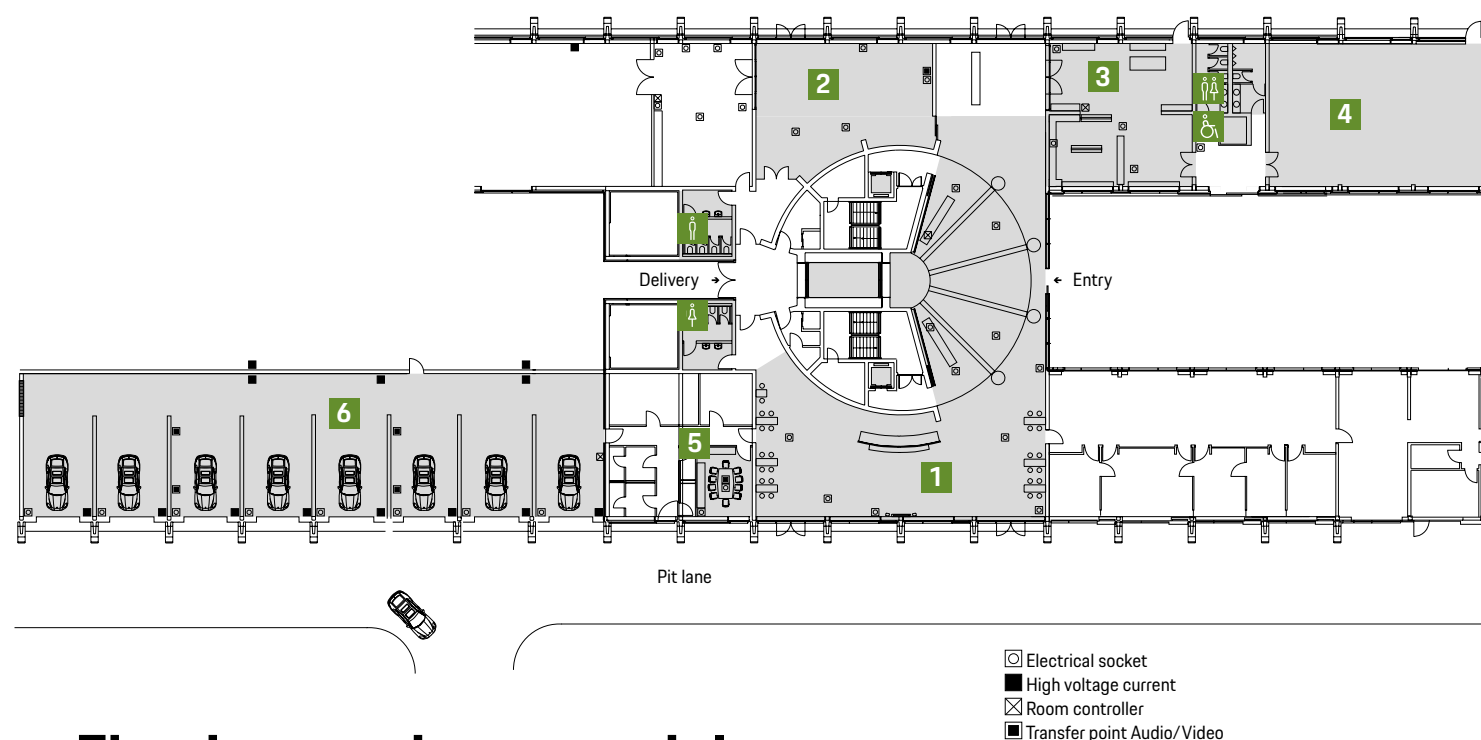
Customer Centre  
Level 1

Customer Centre  
Level 0

Click on a tab on the right-hand screen margin to navigate to the required content.



- 1 Motorsport Lounge
- 2 Classic Lounge
- 3 Starter Lounge
- 4 Shop
- 5 Project office
- 6 Car handover



## First impressions certainly count at this exclusive, luxurious and inviting venue.

The Porsche Customer Centre is in the shape of a diamond. And your visit to us will be just as multi-faceted. From the moment you arrive. Because you will be able to greet your guests even before the event in quite a unique manner. For example, with a welcome message and the event logo on one of our multimedia columns outside. Or your flags at the entrance to the Customer Centre. To get your guests in the mood for an eventful day.

The large reception area between the access ramps is your own personal starting point, and then there are so many options to choose from. For instance, you can enjoy a direct view of the Porsche Circuit in the adjoining Motorsport Lounge, from where you will always be able to see the start/finish line. The ideal place to greet your guests with a welcome drink.

Right next door: the Classic Lounge, which creates a racing atmosphere with historic motorsport motifs. The size of this lounge is especially suitable for receptions and smaller meetings.

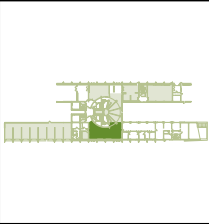
Private space and exclusivity are provided by our project office. This modern meeting room is directly on the circuit and provides excellent technical facilities as well as the spectacular views.

Get even closer to the track in our car handover area. After all, the integrated roller doors open directly onto the circuit. Every day our customers' dreams of owning a new Porsche come true here. And you can also hire this exclusive area. A bonus for your event. And the size? You can easily determine that for yourself, thanks to the versatile systems of partition walls.

What else does our Level 0 offer? Plenty of visitor parking spaces in the entrance area. A supervised cloakroom for your event if required. And our shop – so that your guests can even take a small piece of Porsche home with them as well as their memories.













# Level 0

**1 Motorsport Lounge**

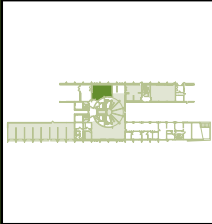
**Seating**  
Standing tables: up to 100 people



Possible uses		
		
Standing receptions, coffee breaks, finger food buffets, barbecues	640m <sup>2</sup> × 3.65m (area × height) (including reception area)	Reception desk: 5.15m x 1.16m (length × height), service station with cold drinks and speciality coffee machine
		
55-inch full HD display (1920 × 1080 pixels), HDMI computer connection, TV-multimedia player	BOSE® sound system for background music, one wireless microphone	230V, 16A







# Level 0

## 2 Classic Lounge

**Seating**

**U-shape:** up to 22 people

**Cube:** up to 30 people

**Classroom:** up to 48 people

**Row:** up to 60 people

**Standing tables:** up to 80 people



Possible uses		
Greeting area, coffee breaks, finger food buffets, seminars, workshops	135m <sup>2</sup> × 3.65m (area × height)	Lounge area can be completely closed off for use as a seminar room
84-inch UHD display (3840 × 2160 pixels), HDMI computer connection, VGA computer connection	BOSE® 5.1 sound system for presentations, background music, one wireless microphone	230V, 16A







# Level 0






3

 Starter Lounge

4

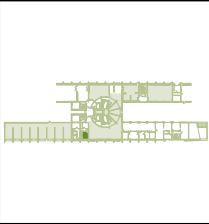
 Shop



Possible uses		
Starter Lounge: standing receptions		
	Starter Lounge: 185m² × 3.65m (area × height)  Shop: 207m² × 4.80m (area × height)	Starter Lounge: speciality coffee machine
		
	Starter Lounge: 84-inch UHD display (3840 × 2160 pixels), HDMI computer connection  Shop: BOSE® 5.1 sound system for presentation sound, background music, one wireless microphone  Shop: Porsche Design soundbar for background music	230V, 16A











# Level 0

5 Project office

**Seating**  
Table: up to 10 people









Possible uses		
	25m <sup>2</sup> × 3.65m (area × height)	Integrated magnetic white board, height-adjustable table, sideboards for use
		
84-inch UHD display (3840 × 2160 pixels), HDMI computer connection	Sound system for presentations	230V, 16A





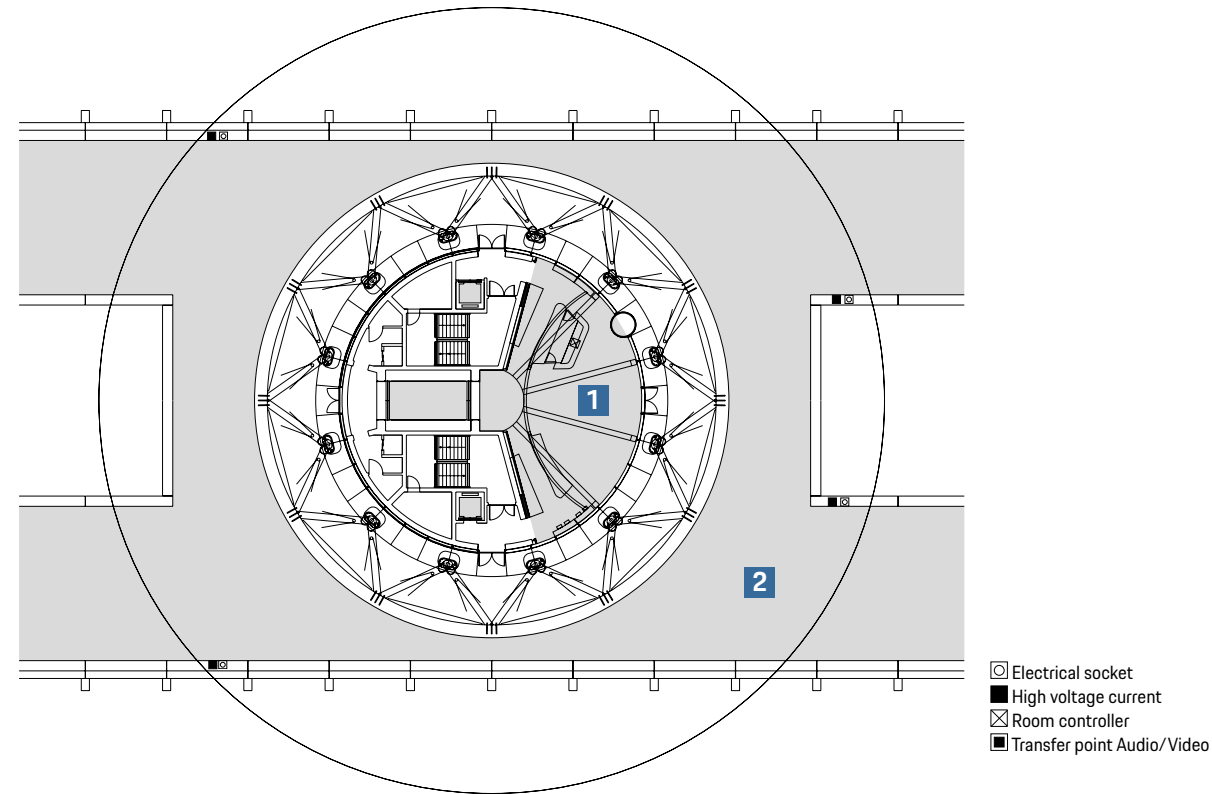


Possible uses			
	560m <sup>2</sup> × 4.70m (area × height)		Versatile partition wall system
			
WUXGA projector (1920 × 1200 pixels, 10,600 lumen), screen (3m × 3m), HDMI computer connection, VGA computer connection	BOSE® 5.1 sound system for presentation sound, background music, 2 wireless microphones	White LED ceiling panel, dimmable	230V, 16A 400V, 32A CEE





- 1 Porsche Lounge
- 2 Terrace




## The best seats for our customers. And for our event guests too.

The Customer Centre, the so-called diamond, is a place that has a lot to tempt you: anticipation, for example. Something we experience every day in the Porsche Lounge. Because this impressive area is reserved for our customers who are collecting their new cars. First impression: spectacular.

Because, through the continuous window facade you can already see what makes Porsche Leipzig so special: the circuit.

And so the 154m<sup>2</sup> of the Porsche Lounge also makes an ideal reception area for events. It leads directly onto the terrace from where your guests are guaranteed a unique view

during driving events. After all, it's 5m above the pit lane on our circuit. So it has the best views for your guests.







Level 1






1 Porsche Lounge




Level 1

2 Terrace



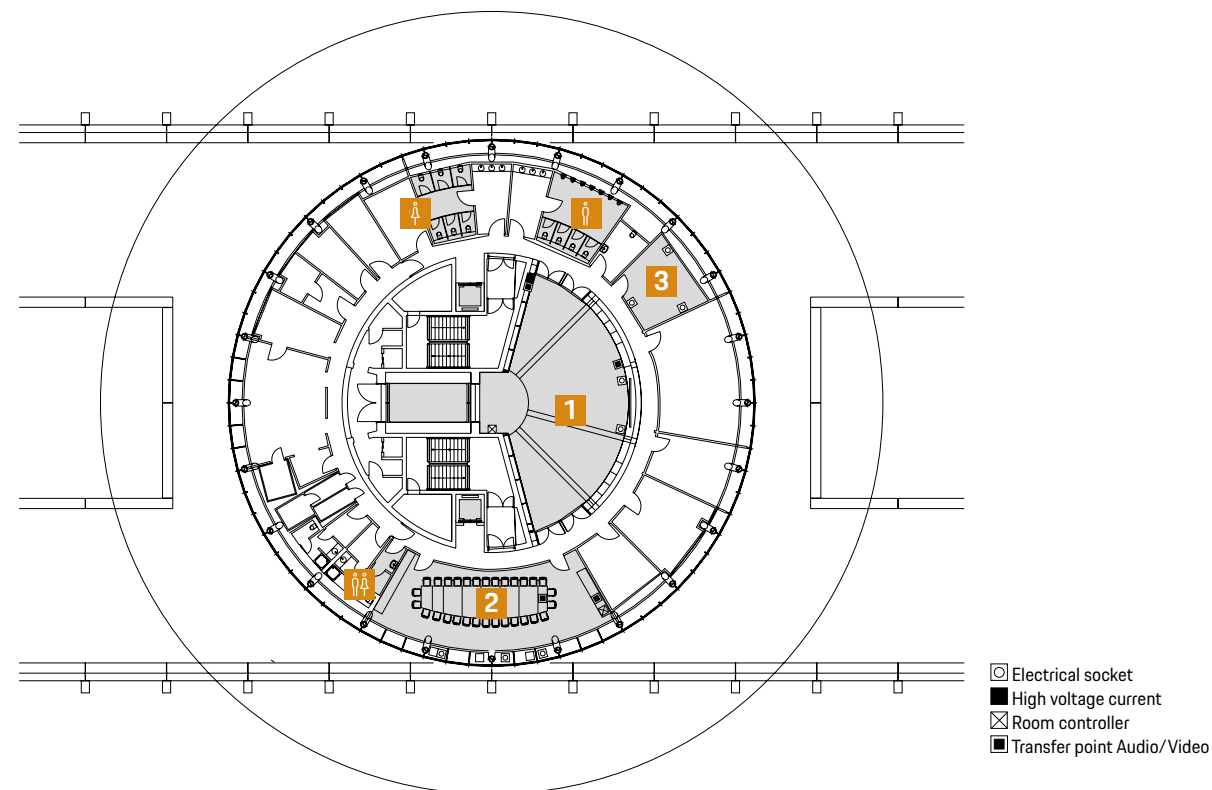
Possible uses		
		
Reception area	154m <sup>2</sup> × 6.70m (area × height)	Speciality coffee machine
		
55-inch UHD display (3840 × 2160 pixels), TV-multimedia player	BOSE® sound system for background music	230V, 16A

Possible uses
Spectator area during driving events (5m above the start/finish line)

230V, 16A 400V, 16A CEE





- 1 Forum
- 2 Board room
- 3 Club room



## Perfect venues for productive meetings. All housed in one inspirational setting.

When you arrive at Level 2, the lift doors open giving you a direct view into the forum: our conference room for up to 80 guests. Featuring state-of-the-art equipment including a video projector, notebook, visualiser, microphone system, surround sound, lectern and large screen.

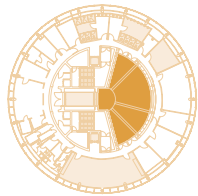
The forum can also be used as a cinema where your guests can watch multimedia presentations or your own corporate videos.

Alternatively, you can book our 30-seater board room offering ultra-modern media technology and breathtaking views of the grounds – an ideal location for important meetings such as executive or supervisory board meetings. Plenty of extras, like magnetic wood panelling for presentations. And a catering station including a high-quality speciality coffee machine make this space particularly versatile. Of course, the unique view of the circuit makes it particularly spectacular too.

There is a club room on the same floor with space for up to eight people. And this level also houses the track control centre where cameras on the racetrack and the off-road track provide some spectacular images of the driving on the control monitors.



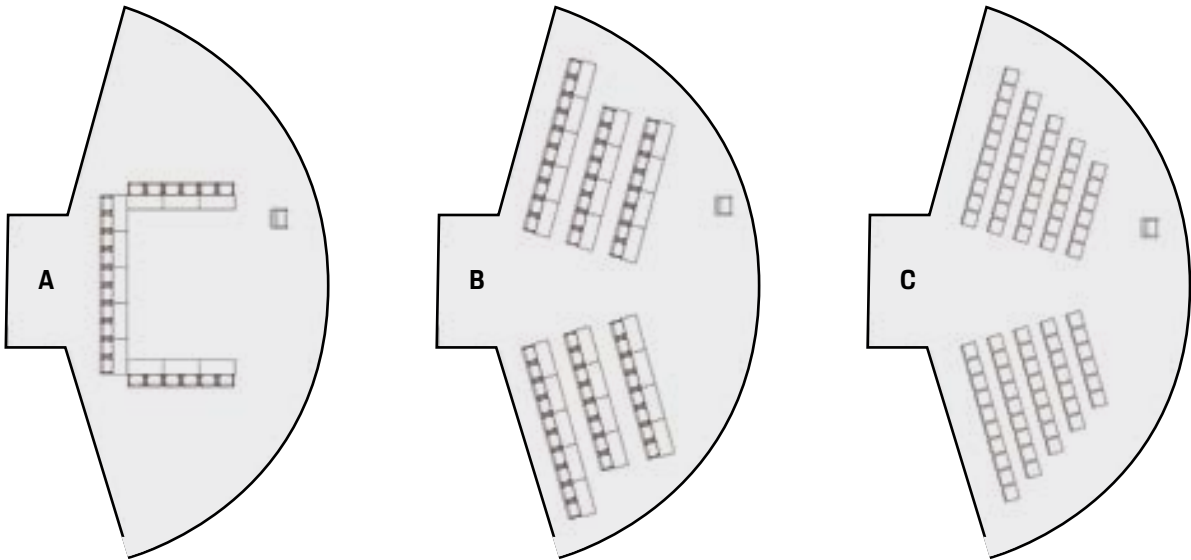




# Level 2

## 1 Forum

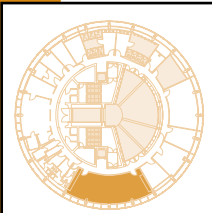
- Seating**
- A. U-shape: up to 22 people
  - B. Classroom: up to 60 people
  - C. Row: up to 80 people
  - D. Standing tables: up to 96 people (not shown)



Possible uses		
Seminars, conferences, product presentations, cinema, workshops		
UHD projector (3840 × 2160 pixels, 6,000 lumen), screen (5m × 2.60m), HDMI computer connection, VGA computer connection		

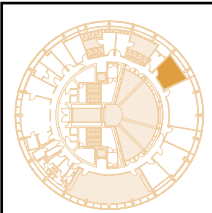






Level 2  
2 Board room



**Seating**  
Table: up to 30 people



Level 2  
3 Club room

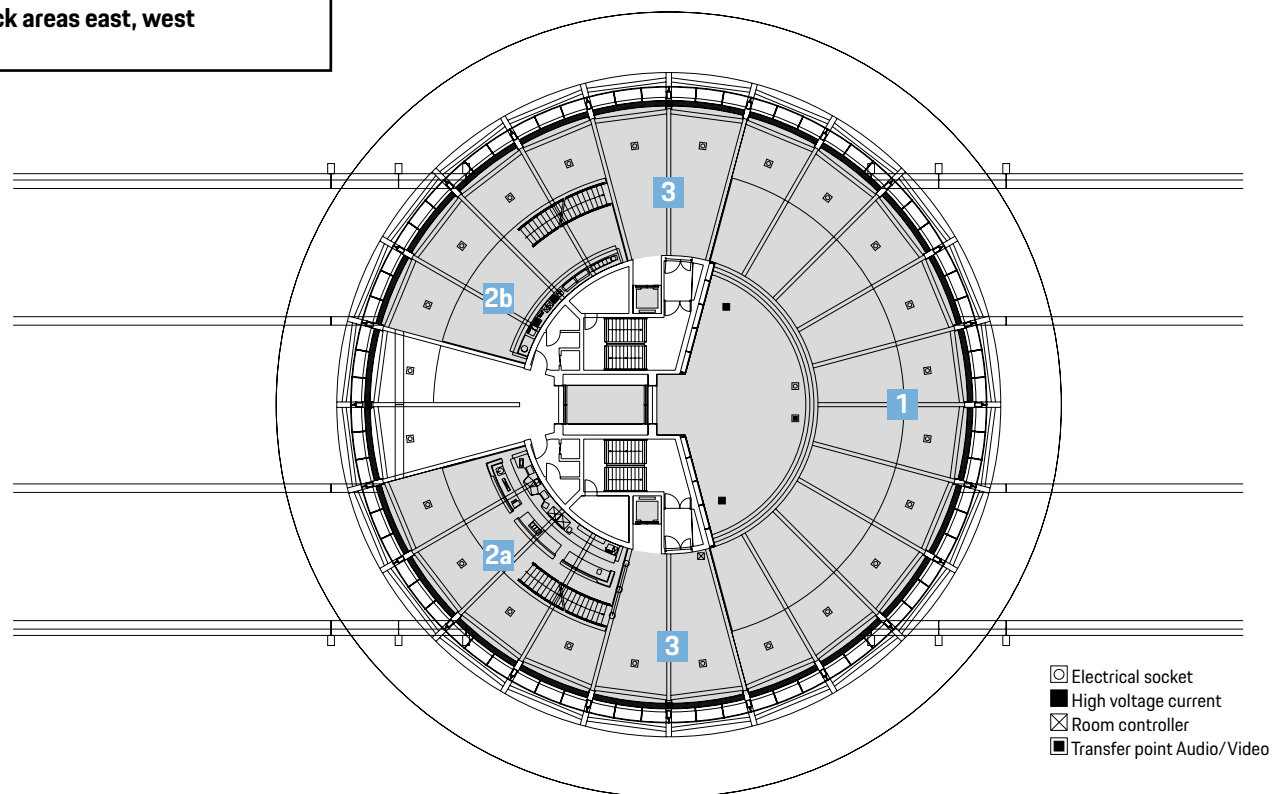


Possible uses		
Presentations, workshops, executive and supervisory board meetings	85m <sup>2</sup> × 3.50m (area × height)	Catering station with speciality coffee machine, magnetic wooden panelling, table can be illuminated in the colour of your choice
WUXGA projector (1920 × 1200 pixels, 10,600 lumen), screen (3m × 3m), ceiling visualiser, Barco ClickShare, Apple Airplay®, HDMI computer connection, VGA computer connection	BOSE® sound system for presentation sound	230V, 16A

Possible uses	
Meetings, workshops, backstage area, project office, performers' cloakroom	25m <sup>2</sup> × 3.50m (area × height)
	
Mobile WXGA projector (1280 × 800 pixels, 5,000 lumen), HDMI computer connection, VGA computer connection	230V, 16A



- 1 Porsche Auditorium
- 2 Restaurant
  - a) Front cooking area
  - b) Freeflow restaurant
- 3 Snack areas east, west



## Lots of space for your event. Including a broad perspective and the best views.

Level 3 houses the impressive Porsche Auditorium. Seating several hundred guests, it is the perfect venue for all aspects of large-scale events, from engaging presentations and discussions to enjoyable gala dinners and performances. Participants have an unpartitioned area of 1,360m<sup>2</sup> and panoramic windows that can be blacked out, if required.

Directly above is the gallery, which is easily accessible from both staircases. And from which you can look down into the Porsche Auditorium below.

This conference venue also has amazing facilities. A stage, two projectors, each with its own screen (format: 5m x 5m), and a lectern. It also offers spectacular panoramic views of the 1,000-acre Porsche Leipzig complex.

There is space here for up to 500 people. Or even 680 people if the gallery is used as well as part of a gala evening. The stage is clearly visible from each place and is ideal for shows or as a dance floor.

Of course, the culinary aspects of an event must also be taken into account. And so our versatile restaurant on the same level offers you various catering services. Whether you

are looking for a coffee break, buffet or an exclusive menu, we are happy to cater to your culinary needs.

The standard of food served here is extremely high, even at large events. And, to complete the culinary experience, you can watch the chefs in action as they prepare the dishes in our front cooking area.

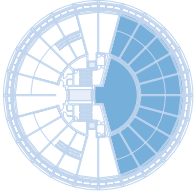
All in all, with its spacious facilities, professional catering services and ultra-modern technical equipment, the Porsche Auditorium is the ideal setting for conferences or events.

We are also happy to provide support in terms of planning your event, including assistance in selecting suitable performing artists, decorations or any other requirements you might have.



For fuel consumption, CO<sub>2</sub> emissions and electricity consumption, please refer to page 68.





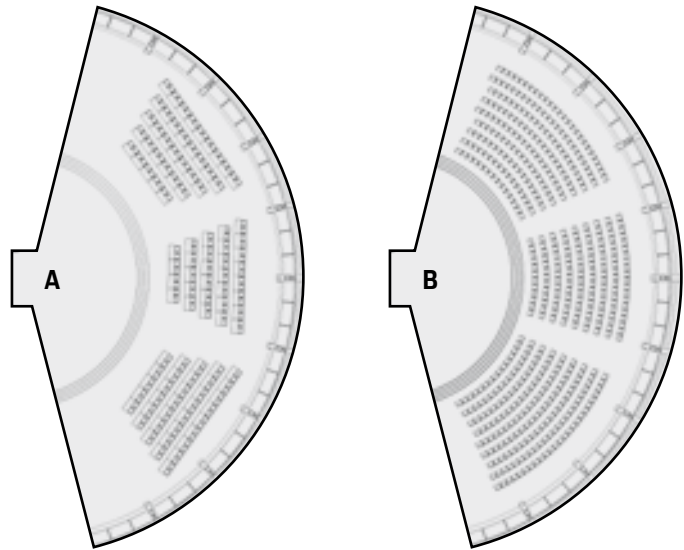
# Level 3







1 Porsche Auditorium

**Conference seating**

**A. Classroom:** up to 240 people

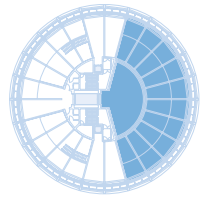
**B. Row:** up to 500 people



Possible uses			
Gala events, presentations, shows, conferences, congresses, exhibitions			Lectern with branding, space can be completely blacked out
			
2 WUXGA projectors (1920 × 1200 pixels, 20,000 lumen), 2 screens (16:10, 5m × 3,12m), HDMI computer connection, VGA computer connection (stage and front of house), SDI projector connection (stage)	BOSE® multi-zone sound system for presentation sound, background music, 3 wireless microphones	Basic lighting partially dimmable, DMX show lighting, RGBW LED accent lighting	230V, 16A 2 × 400V, 63A CEE (stage) 2 × 400V, 63A CEE (stage ceiling)

For fuel consumption, CO<sub>2</sub> emissions and electricity consumption, please refer to page 68.

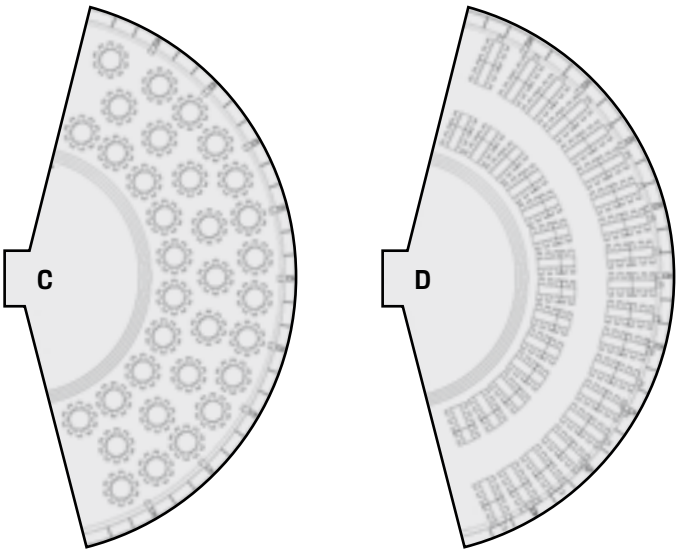




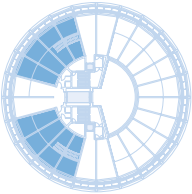
# Level 3

1 Porsche Auditorium

**Gala seating**  
**C. Banquet:** up to 330 people  
**D. Table:** up to 400 people  
**E. Standing tables:** up to 450 people (not shown)  
**F. Mixed seating (including gallery):** up to 680 people (not shown)







Level 3

2

Restaurant

Front cooking area and  
freeflow restaurant

Seating

Banquet: up to 50 people

Standing tables: up to 300 people

Table, front cooking area: up to 60 people

Table, freeflow restaurant: up to 100 people



Level 3




3




Snack areas east, west

Seating

Standing tables: up to 80 people



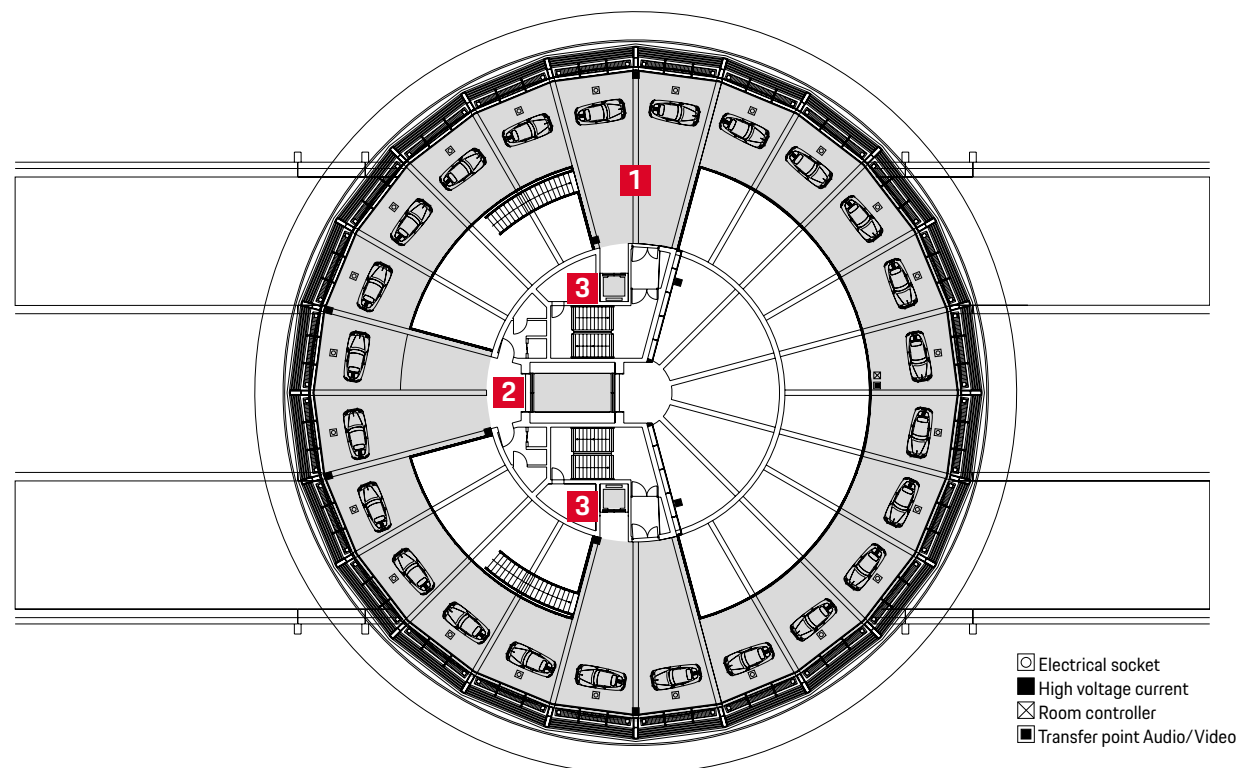
Possible uses		
Standing receptions, gala evenings, dinners	400m <sup>2</sup> × 2.80m (area × height)	Menu and buffet cards can be printed with the event logo
		
BOSE® sound system for background music, one wireless microphone	Basic lighting, dimmable, RGBW LED accent lighting	230V, 16A 400V, 16A CEE

Possible uses		
Coffee breaks, get-togethers, finger food buffets	25m <sup>2</sup> × 2.80m (area × height)	
		
BOSE® sound system for background music	Basic lighting, dimmable, RGBW LED accent lighting	230V, 16A





- 1 Gallery/Museum
- 2 Large lift
- 3 Small lifts east, west



## There are many modern venues to choose from. But this one successfully unites the present with the past.

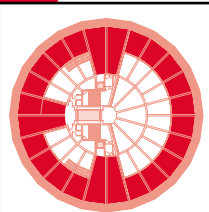
The gallery on level four offers visitors the chance to experience a piece of Porsche history. The exhibition houses many original vehicles that are both rare and valuable. With a number of changing themes, it can also be used for a variety of events such as receptions, gala dinners, exhibitions and trade fairs.

The gallery spans a complete circle around the sloping walls of the Customer Centre. The stunning architecture adds to the special atmosphere on this upper level, from where your guests can look down over the Porsche Auditorium on the level below. If you decide to hold your conference in the Porsche Auditorium, you can use the gallery as a

catering area. The ideal place for your guests to experience Porsche history up close while enjoying the exclusive buffet or strolling around the vehicle exhibition, the gallery offers many opportunities for relaxed conversation.





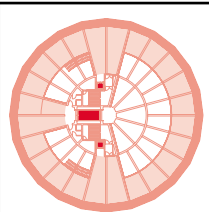


## Level 4

**1** Gallery/Museum

### Seating

- A. Table:** up to 280 people  
**B. Banquet:** up to 300 people  
**C. Standing tables:** up to 400 people



## Level 4

- 2** Large lift  
**3** Small lifts east, west

Large lift Maximum capacity	Length
6,000kg	5.65m
Width	Height
2.78m (between 0.75m and 0.98m off the ground, the width is reduced by 0.12m due to a control panel)	2.05m

Small lifts east, west Maximum capacity	Length
1,000kg	East: 1.38m West: 1.60m
Width	Height
East: 1.60m West: 1.45m	East: 2.28m West: 2.12m



Possible uses		
Standing receptions, gala evenings, dinners, product presentations, trade fairs	960m <sup>2</sup> × 4.00m (area × height), pitched roof area up to 4.40m	Horizontal members of the frame and concrete core walls can be individually lit (e.g. in company colours), individual arrangement of large screens in the 24 wall segments is possible
BOSE® sound system for background music, one wireless microphone	Basic lighting, partially dimmable, RGBW LED accent lighting	230V, 16A 400V, 16A CEE 400V, 32A CEE





# Programme of activities

The FIA-certified Porsche Circuit and an off-road track with 15 demanding challenges.

The ideal venue for a business-to-business event with a difference.

For fuel consumption, CO<sub>2</sub> emissions and electricity consumption, please refer to page 68.

Information

Programme of activities

Customer Centre  
Level 4

Customer Centre  
Level 3

Customer Centre  
Level 2

Customer Centre  
Level 1

Customer Centre  
Level 0



# After your conference invite your guests to take their seats again. This time behind the wheel.

A drive in one of the most exciting vehicles – on one of the most exciting tracks. At Porsche Leipzig, business can be combined with thrilling driving experiences. Either in a 'hot lap ride', lapping or taking part in a driving course with a professional Porsche instructor: we show your guests where a Porsche comes from – and what it is capable of.

The circuit is about 3,700m long – on the racing line. 12m wide. It meets all of the safety standards required for professional motorsport. And has an FIA certificate. Something you will quickly see for yourself. In every hundredth of a second. And on every legendary corner. Because the circuit reproduces sections of famous racetracks from the world of motorsport. The very first corner, a recreation of the Suzuka S, demands all of your concentration. On the next right-hand corner, based on the Sunset Bend at Sebring, feel how the centrifugal forces affect you. While the extreme narrowness of the next corner will remind you of the Loews hairpin at Monaco.

Another hairpin bend, based on the Victoria Turn in Brazil, and then, as you exit our Mobil 1 S bend, you find yourself driving on curbs just like on the Nürburgring Grand Prix racetrack.

Continue through the Curve di Lesmo, before you reach the Spa-Francorchamps chicane where you have to take a hard left-right-left swing onto the tarmac. Your final challenge before the starting and finishing line is the combination of bends from the Suntory Corner.

The start of the next lap: you plunge down from a 10m high serpentine into a Corkscrew similar to the one at Laguna Seca. Or drive through a 180-degree bend like the Parabolica at Monza.

The fever will grip you again in the Karussell, a faithful reproduction of the legendary banked turn on the Nürburgring Nordschleife, which can also be included in the circuit.

The new dynamic circuit with its floodable dynamic stretch that's more than 150m long and its 120m diameter skid pad, also floodable, provides for even more high-performance driving over a total length of 2.2km. Being 6.5m wide, it is not a racetrack in the traditional sense, but more like a country road.

This section can be combined with the circuit or used separately. So there are a total of 10 different track options, providing lots of driving sections with different training content and all levels of difficulty.

Take the tarmac challenge. Beyond all the restrictions of everyday life. And always right at the limit.

Of course, we can also offer you an attractive driving event that is not connected with a conference in the Customer Centre. Contact us with your requirements and ask about the precise conditions for hiring the track.



## Guided driving.

Test our various models and experience impressive driving characteristics under professional guidance – following an instructor's vehicle, on the racing line.

## Taxi rides.

Get in – belt up – hold on. We'll do the rest. In a 911 GT3, 911 Turbo, Cayenne, Panamera, Macan or even a thoroughbred race car, the 911 GT3 Cup – beating heart and butterflies included.

## Section training.

In section training you can improve your driving performance and test your skills and reactions, under the guidance of an experienced instructor. The section training courses available include slalom, braking and fast lane changing.

## Lapping.

After guided driving and section training, enjoy high-performance driving on the racetrack. Set your own speed through challenging sections of bends while aiming for the 'perfect', and above all safe, line.

For fuel consumption, CO<sub>2</sub> emissions and electricity consumption, please refer to page 68.



1

Sunset Bend

Sebring/USA

Description: right-hand bend

Length: 276.52m

Radii: 59m, 137m

Instructor's tip: 3<sup>rd</sup> gear. The aim is to make a perfect approach, only slightly touch on the curbs, and then drive through the bend with a constant steering angle and gradual acceleration.

2

Loews

Monte Carlo/Monaco

Description: right-hand hairpin with a slight incline (U-turn)

Length: 72.50 m

Radius: 21m

Instructor's tip: 2<sup>nd</sup> gear. Brake hard, avoid too much speed when entering the bend and steer in very late. Open the steering early and keep the momentum going into the following straight section.

3

Victoria Turn

Rio de Janeiro/Brazil

Description: left-hand bend with a barely perceptible incline (U-turn)

Length: 124.08 m

Radius: 29m

Instructor's tip: 2<sup>nd</sup> gear. Watch out for the late entry point. While braking slightly, drive the vehicle through the dip towards the crest. After the rise, accelerate consistently and use the curbs.

4

Mobil 1 S

Nürburgring/Germany

Description: right-left combination

Length: 129.44m

Radii: 86m, 69m

Instructor's tip: 2<sup>nd</sup> or 3<sup>rd</sup> gear – depending on the model. On the approach, follow the slight bend. Steer in early. Push on the brake slightly at the first crest. Use the apex, avoid rolling and keep the vehicle on course. Take care in the rain: it can be slippery when exiting the bend.

5

Curve di Lesmo

Monza/Italy

Description: right-hand bend (oval)

Length: 509.96m

Radii: 110m, 118m

Instructor's tip: 3<sup>rd</sup> gear. Different lines can be chosen when entering the bend, depending on the model. Focus on the crest early. Follow the different radii of the bends by varying your pressure on the accelerator.

6

Bus Stop

Spa-Francorchamps/Belgium

Description: left-right-left chicane

Length: 52.33m

Radius: 19m

Instructor's tip: 2<sup>nd</sup> gear. The principle of braking into the bend and accelerating out applies here. Connect entry and exit with a specific steering angle, while using the apex. Avoid understeering and accelerate rather late.

# The Porsche Circuit



7

Suntory Corner

Shizuoka/Japan

Description: right-left combination

Length: 177.19m

Radii: 38m, 66m, 189m

Instructor's tip: 2<sup>nd</sup> gear. Brake hard as you approach the tight left-hand bend. Careful with the throttle. After the left-hand bend go right over to the centre of the road for optimum acceleration through the right-hand bend.

8

Corkscrew

Laguna Seca/USA

Description: right-left-right combination

Length: 252m

Radii: 20m, 25m

Instructor's tip: 2<sup>nd</sup> gear. When entering the bend, look up. Brake just before the top and drive the vehicle precisely over and through the tight left-hand bend. When exiting the right-hand bend, accelerate cautiously to keep the vehicle stable.

9

Parabolica

Monza/Italy

Description: right-hand bend

Length: 219.91m

Radius: 70m

Instructor's tip: 3<sup>rd</sup> gear. Watch out for the late entry point and crest. Look far into the bend, aim at the crest and steer the car with the accelerator pedal.

10

Suzuka S

Suzuka/Japan

Description: left-right combination

Length: 215.84m

Radii: 73m, 169m

Instructor's tip: 3<sup>rd</sup> gear. Watch out for rear-end balance, as steering into the bend and braking overlap. Once you have entered the bend apply the throttle again early. Incorporate the apexes in the line. Steer calmly and deliberately. Avoid rolling and oversteering.

11

Karussell

Nürburgring/Germany

Description: steep banked turn (180°)

Length: 158m

Radius: 34m

Instructor's tip: 2<sup>nd</sup> gear. Driving onto the slope, watch out for the exact entry point and drive through the bend with constant speed. Don't accelerate too hard when leaving the bend and avoid oversteering.

B

Skid pad

Purpose:

used as a training area for coping with unstable driving conditions. The skip pad can be flooded for that purpose. From 'slightly wet' to 'monsoon-type rain'. Best conditions for practising drift and experiencing oversteering and understeering.

A

Dynamic stretch

Purpose:

built to simulate extreme situations with real speeds. So that the driver can cautiously approach their own limits, and the limits of physics, in safe surroundings. Perhaps in a slalom, or braking and avoidance exercises. The aim is to master these extreme driving limits.



# Obstacles are best overcome together. And not just in business.

Not everyone is looking for a sporting experience on tarmac roads. Some enjoy combining sport and adventure, like you can in a Cayenne on our off-road track. A track that demands a lot of driving skill. A total of 6km await your guests with 15 challenging sections.

In this driving event, you will learn about off-road driving. And really hard off-road challenges. Drivers experience bunker crossings. Climb a steep mountain path. Master a water crossing. Overcome a

slanting section with a 35° incline. Or skilfully conquer a ramp with an 80% gradient.

Your guests will experience hilly landscape, gravel tracks and muddy paths. They will experience the Cayenne. And they will experience driving at the physical and technical limit. This fascinating event takes place in a 250-acre protected area of countryside that is also home to a number of wild horses and aurochs (wild oxen). The off-road track is a challenge – experienced

instructors will be there to give you tips at all times.

Another suggestion for the summer months: simply send your guests to the prairie. Of course we mean our meeting room of the same name, for up to 15 people. Or there is also a terrace available for a hearty barbecue for up to 100 people.

For fuel consumption, CO<sub>2</sub> emissions and electricity consumption, please refer to page 68.





1 Gravel track

Slush or mud: the loose track ballast simulates both at the same time. Getting stuck? Can happen. If you don't drive steadily.

**Instructor's tip:** keep your speed constant. Off-road mode provides additional traction.

2 Sand track

Into the desert. At least for a short time. The challenge: half a metre of deep sand to get through. Getting stuck? Almost impossible thanks to Porsche Traction Management (PTM).

**Instructor's tip:** keep an even speed. Only controlled acceleration.

3 Log course simulation

The destination: in sight. The route: anything but easy. Through various concrete cylinders that will make the course difficult to complete.

**Instructor's tip:** calm, careful driving.

4 Steep ascent

How do you get over an 80% incline? With 100% nerve. An extreme challenge for the driver. And the passenger. How do you pass the nerve test? With electronic all-wheel drive.

**Instructor's tip:** on the way up, drive at a constant speed and very carefully. On the way down with the help of Porsche Hill Control (PHC).

5 Twisting

Up into the air. Stone humps staggered to the left and right cause the vehicle to pitch. Diagonally opposite wheels are then up in the air and are braked by the automatic braking differential (ABD).

**Instructor's tip:** drive cautiously in slow motion.

6 Rocky climb

The only way up? The steps. The way down: also the steps. Wheels lose contact with the ground? No problem, Porsche Hill Control (PHC) evens out the ride.

**Instructor's tip:** drive at walking pace with constant engine speed.

A Prairie

Our meeting room for up to 15 people. There is also a terrace available for a barbecue for up to 100 people.

7 Woodland section

This trip into the forest is not a walk in the park. There are various stone humps, a ditch crossing and a banked slope, with a 30% gradient and a 25° incline crossing the path.

**Instructor's tip:** set the air suspension to special terrain. Drive the vehicle slowly while anticipating what is ahead.

8 Slanting section

Now it gets really steep. Maximum concentration and some nerve are needed here. Because the vehicle leans extremely to the side. By 25° on the straight section and up to 35° in the bends. Passengers: hold tight.

**Instructor's tip:** drive slowly and keep control. Avoid excessive steering.

9 Ramp crossing

A steady hand is required. Because it's tight. The road: narrow. The ground: slippery. Above all, precision is needed.

**Instructor's tip:** set the air suspension to special terrain to avoid any grounding. Porsche Traction Management (PTM) helps with this.

11 Field track

Face your fears. Through swampy terrain. Through bends, mud and sludge. In deep ruts.

**Instructor's tip:** fast on the straight sections, moderate in the bends.

10 Bunker crossings

Hold on tight. It's a rough ride over the old bunkers in the track. The drive: up and down. Vision: restricted.

**Instructor's tip:** drive the vehicle with moderate speed. Porsche Hill Control (PHC) will help going downhill.

15 Water crossing

Keep the windows and doors closed. Because you are about to drive through a water ford that's up to 50cm deep and 100m long. The special construction of the Cayenne body will ensure that nobody gets wet.

**Instructor's tip:** drive at walking speed.

14 Corduroy road

We put obstacles in the way. More accurately: wooden logs that have to be crossed. Terrain rarely gets rougher than this. The automatic braking differential (ABD) helps smooth out any unevenness.

**Instructor's tip:** drive very carefully and slowly.

13 Muddy track

Firm ground? Afraid not. Staying on track? Almost impossible. A real challenge in deep mud.

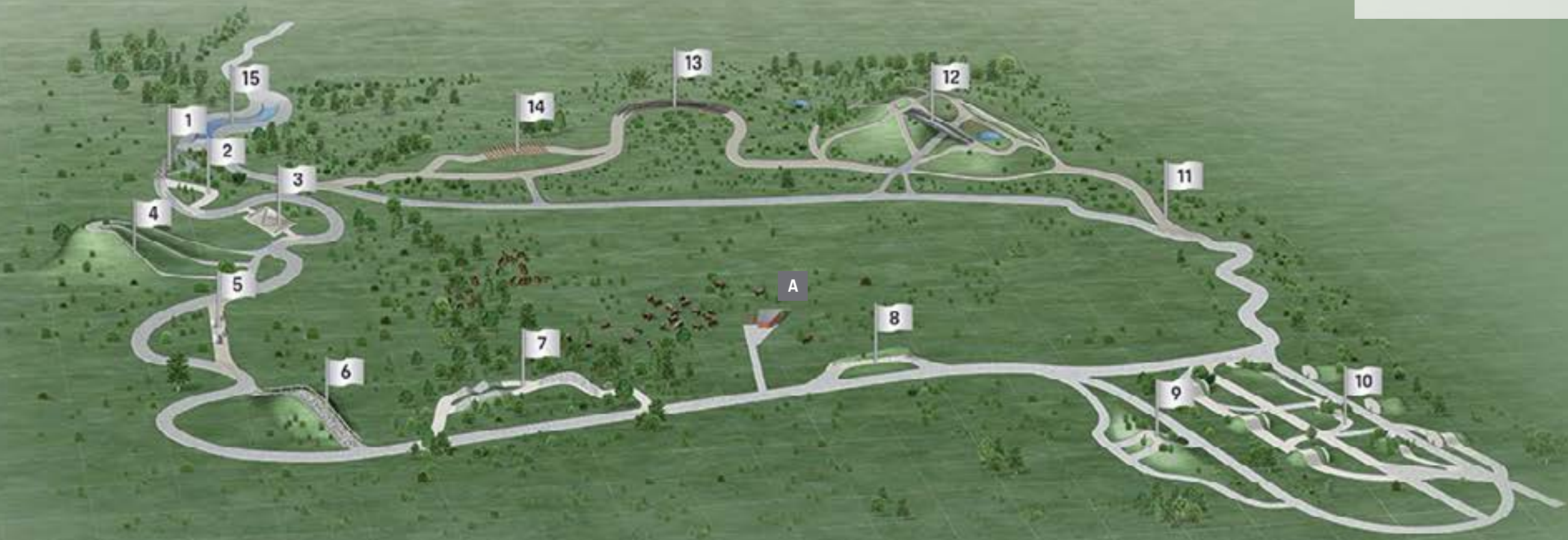
**Instructor's tip:** drive smoothly and stay in the ruts. Avoid excessive steering. The rear differential lock provides the right amount of traction.

12 Hilly section

Constantly up and down – only the enjoyment remains consistent. In between: a tank bridge to overcome.

**Instructor's tip:** drive quickly, except for the tank bridge. Porsche Traction Management (PTM) helps on the way up the hills, Porsche Hill Control (PHC) on the way down.

# The Off-road Track





# Driving a Porsche is always an exhilarating experience. Now witness how the legend is made.

Looking for a dramatic setting for your event? Or to expand your knowledge of modern production methods such as just-in-time, just-in-sequence and Kanban? We invite you and your guests to enjoy a fascinating glimpse behind the scenes. Take a factory tour and watch the Panamera and Macan being built. See the precision engineering, craftsmanship and attention to detail that goes into each one.

The highlight: the 'marriage' of the body with the drivetrain and chassis unit. One of the most uplifting moments in car manufacturing. Naturally, you will be accompanied by an experienced customer guide who will be happy to answer any questions you or your guests may have in a clear and easily understandable way. Digital headsets are also provided for each guest. The tour is guaranteed to leave you wanting more, as there is so much to see, learn about and marvel at.

Up to 120 people can take part in each of our factory tours – and with a host of breathtaking moments in store, your guests will have no shortage of things to talk about during your event. All in all, a fascinating experience.







# Information

As important as the destination: the preparation.  
Your road map for a successful event.

For fuel consumption, CO<sub>2</sub> emissions and electricity consumption, please refer to page 68.





# Porsche Leipzig digital: more fascination with every click.

## Your event in our app.

There are many different ways in which you can organise an individual event with us. Digitally too. For instance, with our Porsche Leipzig app. It provides lots of fascinating insights and background information about Porsche Leipzig, the circuits and the cars. But above all, on your own event. Because you have the option of adapting our app to your company and

your event. For example, you can design the appearance of the app to include your corporate logo and colours. You can also add the agenda for your event or additional information and an indoor navigation tool. A personal log-in with personalised address is also included. And of course your guests will also be able to use the many exciting applications provided by the Porsche Leipzig app.

Already wondering how the functions of the app can work for your event? Well, why not see for yourself. Simply download the app, free of charge, from Apple iTunes® or the GOOGLE® Play Store. Then scan in the QR code – and you will be taken straight to a test version. Best views guaranteed.

## Example event



1. Download the Porsche Leipzig app.
2. Scan in the QR code in the log-in with the Porsche Leipzig app.
3. Test the example event.

## High-speed WiFi for your event.

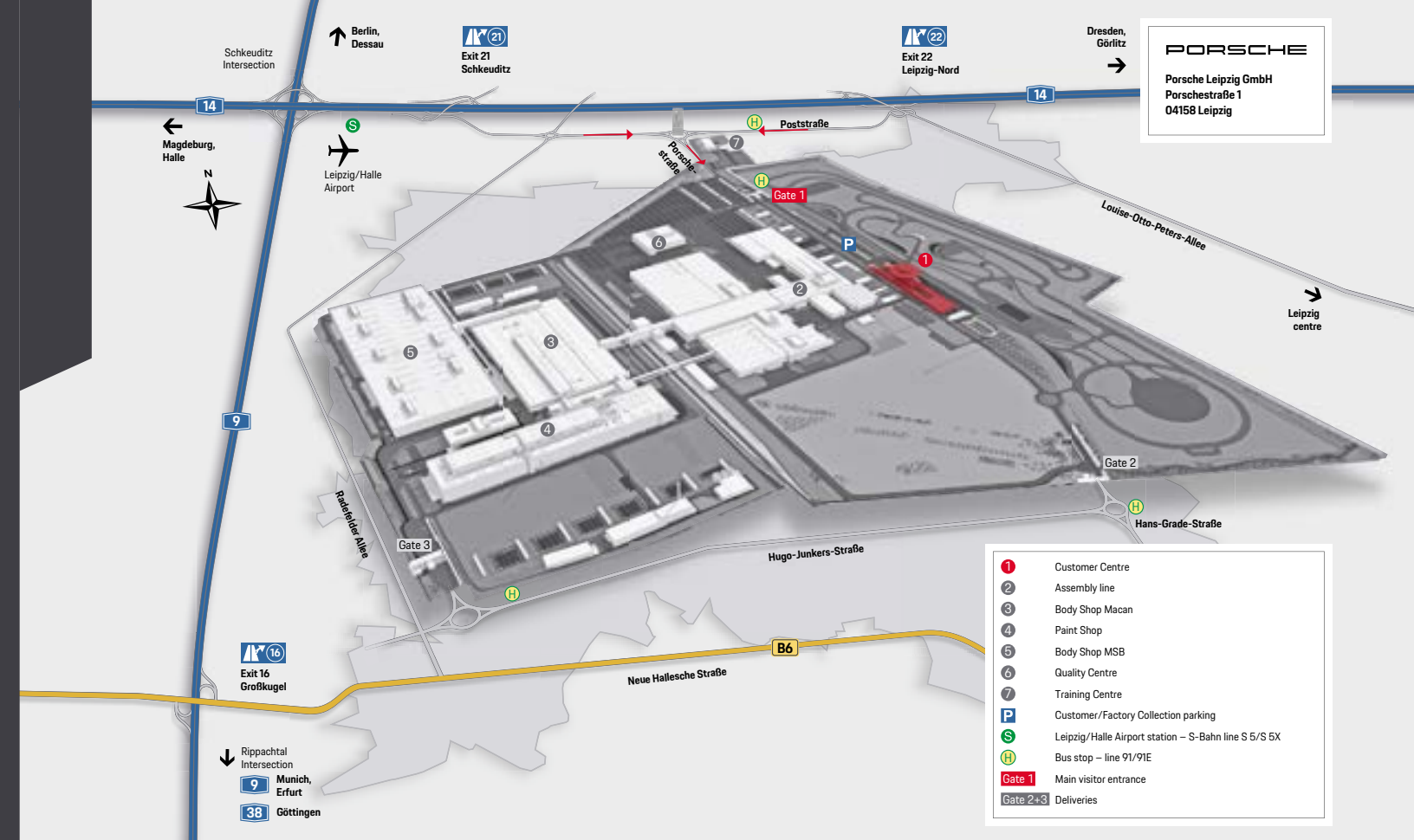
It's everywhere in Leipzig – and at every event. We offer our guests free access to a wireless hotspot from anywhere on the premises. If required, we can also provide you with other personalised WiFis with a synchronous data transmission rate of up

to 750Mbit. Then, during your event, this special access will only be available to the group of people that you have verified. This guarantees great flexibility and the best performance. And, above all, confidentiality.

## Our event portal.

Our online event portal, aimed especially at event organisers, provides more ways to help you best prepare for your event. From 3D views of our premises to downloads of photographs and film sequences. Go to [www.porsche-leipzig.com/eventportal](http://www.porsche-leipzig.com/eventportal) to find out more.





# Leipzig: much more than a starting point for the racetrack.

Whoever visits Leipzig should take their time. For Porsche. But also for the city itself. There are so many fascinating things to see in this famous business and trading centre which is home to one of the oldest universities in Germany. And the city also has a diverse history. Not only have Bach, Mendelssohn, the Thomanerchor and Goethe left their mark here. But in the recent past as well: the peaceful revolution

by citizens of the DDR had its starting point here in the autumn of 1989. The historic city centre, with its architecturally unique passages is the ideal place for discovery and experience. Or unwind in the nearby Neuseenland, the new lake district that has been created as part of the extensive renaturalisation of former brown coal fields.

With a wealth of different types of hotel, everyone can find the right place to stay. See above for directions on how to get from there – or directly from home – to us and your event.





	Fuel consumption (in l/100 km)			CO <sub>2</sub> emissions combined (in g/km)	Electricity consumption combined (in kWh/100km)
	Urban	Extra urban	Combined		
911 Carrera models	13.5–10.7	7.9–6.8	9.5–8.5	215–193	–
911 GT3 models	19.7–19.2	9.0–8.8	12.9–12.7	291–288	–
718 models	11.5–9.5	6.8–6.0	8.5–7.3	195–167	–
Panamera models	14.8–9.7	8.4–6.3	10.6–7.5	243–171	–
Panamera E-Hybrid models	–	–	3.0–2.5	69–56	17.6–15.9
Macan models	12.6–9.5	8.0–7.3	9.7–8.1	224–185	–
Cayenne models	16.4–11.1	9.5–7.9	11.9–9.0	272–205	–



